

An Architecture for Intrusion Detection using Autonomous Agents*

Jai Sundar Balasubramanian, Jose Omar Garcia-Fernandez,
David Isacoff, Eugene Spafford, Diego Zamboni[†]

Center for Education and Research in Information Assurance and Security
1315 Recitation Building
Purdue University
West Lafayette, IN 47907-1315
{balasujs,jgarcia,isacoff,spaf,zamboni}@cs.purdue.edu

CERIAS Technical Report 98/05

June 11, 1998

Abstract

The Intrusion Detection System architectures commonly used in commercial and research systems have a number of problems that limit their configurability, scalability or efficiency. The most common shortcoming in the existing architectures is that they are built around a single monolithic entity that does most of the data collection and processing. In this paper, we review our architecture for a distributed Intrusion Detection System based on multiple independent entities working collectively. We call these entities Autonomous Agents. This approach solves some of the problems previously mentioned. We present the motivation and description of the approach, partial results obtained from an early prototype, a discussion of design and implementation issues, and directions for future work.

1 Background and motivation

We start by introducing some concepts that are used throughout this paper, as well as describing the limitations that we see in existing Intrusion Detection Systems, and why a distributed approach using autonomous agents can help in overcoming those limitations.

*Portions of this work were supported by contract MDA904-97-6-0176 from the Maryland Procurement Office, and by sponsors of CERIAS.

[†]Main author and contact person for questions concerning this paper

1.1 Intrusion Detection

Intrusion detection (ID) is defined [17] as “the problem of identifying individuals who are using a computer system without authorization (i.e., ‘crackers’) and those who have legitimate access to the system but are abusing their privileges (i.e., the ‘insider threat’).” For our work, we add to this definition the identification of *attempts* to use a computer system without authorization or to abuse existing privileges. Thus, our definition matches the one given in [9], where an intrusion is defined as “any set of actions that attempt to compromise the integrity, confidentiality, or availability of a resource.”

We have received comments regarding the use of the word *intrusion* in the previous definition. The definition of the word [16] does not include the concept of an insider misusing the resources, nor the attempt to do so. In this sense, a more proper term is *Intrusion and Misuse Detection*. Given our definition, we use the term *intrusion* to represent both intrusion and misuse.

We also use the broad categorization of models of intrusion detection described in [17]:

Misuse detection model: Detection is performed by looking for the exploitation of known weak points in the system, which can be described by a specific pattern or sequence of events or data (the “signature” of the intrusion).

Anomaly detection model: Detection is performed by detecting changes in the patterns of utilization or behavior of the system. This is the type of intrusion detection described in [5]. It is performed by building a statistical model that contains metrics derived from system operation

and flagging as intrusive any observed metrics that have a significant statistical deviation from the model.

An Intrusion Detection System (IDS) is a computer program that attempts to perform ID by either misuse or anomaly detection, or a combination of techniques. An IDS should preferably perform its task in real time [17].

IDSs are usually classified [17] as host-based or network-based. Host-based systems base their decisions on information obtained from a single host (usually audit trails), while network-based systems obtain data by monitoring the traffic of information in the network to which the hosts are connected.

Notice that the definition of an IDS does not include preventing the intrusion from occurring, only detecting it and reporting the intrusion to an operator.

1.2 Desirable characteristics of an IDS

In [4], the following characteristics are identified as desirable for an IDS:

- It must *run continually* with minimal human supervision.
- It must be *fault tolerant* in the sense that it must be able to recover from system crashes, either accidental or caused by malicious activity. Upon startup, the IDS must be able to recover its previous state and resume its operation unaffected.
- It must *resist subversion*. The IDS must be able to monitor itself and detect if it has been modified by an attacker.
- It must impose a *minimal overhead* on the system where it is running, so as to not interfere with its normal operation.
- It must be able to be configured according to the security policies of the system that is being monitored.
- It must be able to adapt to changes in system and user behavior over time (e.g., new applications being installed, users changing from one activity to another or new resources being available that cause changes in system resource usage patterns).

As the number of systems to be monitored increases and the chances of attacks increase we also consider the following characteristics as desirable:

- It must be able to *scale* to monitor a large number of hosts while still providing results in a timely and accurate manner.
- It must provide *graceful degradation of service* in the sense that if some components of the IDS stop working for any reason, the rest of them should be affected as little as possible.
- It must allow *dynamic reconfiguration*. If a large number of hosts is being monitored, it becomes impractical to restart the IDS in all of them whenever a change has to be made.

1.3 Limitations of existing IDS

Many of the existing network- and host-based IDSs [10, 9] perform data collection and analysis centrally using a monolithic architecture. By this we mean that the data is collected by a single host, either from audit trails or by monitoring packets in a network, and analyzed by a single module using different techniques. Other IDSs [11, 22] perform distributed data collection (and some preprocessing) by using modules distributed in the hosts that are being monitored, but the collected data is still shipped to a central location where it is analyzed by a monolithic engine. A good review of systems that take both approaches is presented in [17].

There are a number of problems with these architectures:

- The central analyzer is a single point of failure. If an intruder can somehow prevent it from working (for example, by crashing or slowing down the host where it runs), the whole network is without protection.
- Scalability is limited. Processing all the information at a single host implies a limit on the size of the network that can be monitored. After that limit the central analyzer becomes unable to keep up with the flow of information. Distributed data collection can also cause problems with excessive data traffic in the network.
- It is difficult to reconfigure or add capabilities to the IDS. Changes and additions are usually done by editing a configuration file, adding an entry to a table or installing a new module. The IDS usually has to be restarted to make the changes take effect.
- Analysis of network data can be flawed. As shown in [20], performing collection of network data in a host other than the one to which the

data is destined can provide the attacker the possibility of performing Insertion and Evasion attacks. These attacks make use of mismatched assumptions in the network protocol stacks of different hosts to hide the attacks or create denial-of-service attacks.

Other IDSs have been designed to do distributed collection and analysis of information. A hierarchical system is described in [24], and [29] describes a cooperative system without a central authority. These systems solve most of the problems mentioned except for the reconfiguration or adding capabilities to the IDS, which are not described in either of the two designs.

1.4 Autonomous Agents

A software agent can be defined as [1]:

... a software entity which functions continuously and autonomously in a particular environment ... able to carry out activities in a flexible and intelligent manner that is responsive to changes in the environment ... Ideally, an agent that functions continuously ... would be able to learn from its experience. In addition, we expect an agent that inhabits an environment with other agents and processes to be able to communicate and cooperate with them, and perhaps move from place to place in doing so.

In our context, we define an *autonomous agent* (henceforth *agent*) as a software agent that performs a certain security monitoring function at a host.

We term the agents as *autonomous* because they are independently-running entities (i.e., their execution is scheduled only by the operating system, and not by other process). Agents may or may not need data produced by other agents to perform their work, but they are still considered to be autonomous. Additionally, agents may receive high-level control commands—such as indications to start or stop execution, or to change some operating parameters—from other entities. This high-level control does not interfere our definition of agent autonomy.

An agent may perform a single very specific function, or may perform more complex activities.

1.4.1 How the use of Autonomous Agents can improve the characteristics of an IDS

Because agents are independently-running entities, they can be added and removed from a system without altering other components, therefore without

having to restart the IDS. Furthermore, agents may provide mechanisms for reconfiguring them at run time without even having to restart them. Additionally, agents can be tested on their own before introducing them into a more complex environment. An agent may also be part of a group of agents that perform different simple functions but that can exchange information and derive more complex results than any one of them may be able to obtain on their own.

Thus, we argue that an IDS whose data collection and analysis elements are agents solves all the problems mentioned in Section 1.3:

- If an agent stops working for any reason, one or two things may happen:
 - If the agent is truly independent and produces results on its own, only its results will be lost. All other agents will continue to work normally.
 - If the data produced by the agent was needed by other agents, that group of agents may be impeded from working properly.

In any case, the damage is restricted to at most a set of agents. All the other agents can continue to work normally. Thus, if the agents are properly organized in mutually independent sets, the single point of failure problem is reduced.

- By organizing the agents in a hierarchical structure with multiple layers of agents reducing data and reporting it to the upper layers, the system can be made scalable. This idea is proposed in [3] and is also used in [24].
- The ability to start and stop agents independently of each other in the systems that are being monitored adds the possibility of reconfiguring the IDS (or parts of it) without having to restart it. If we need to start collecting a new type of data or monitoring for a new kind of attacks, the appropriate agents can be started without disturbing the ones that are already running. Similarly, agents that are no longer needed can be stopped, and agents that need to be reconfigured can be sent the appropriate commands without having to restart the whole IDS.
- If an agent collects network information related to the host where it is running, we reduce the possibility of being subject to insertion and evasion attacks by reducing the number of mismatched assumptions that can be made.

Additionally, using agents as data collection and analysis entities provides the following desirable features:

- Because an agent can be programmed arbitrarily, it can obtain its data from an audit trail, by probing the system where it is running, by capturing packets from a network, or from any other suitable source. Thus, an IDS built from a collection of agents can cross the traditional boundaries between host-based and network-based IDSs.
- Because agents can be stopped and started without disturbing the rest of the IDS, agents can be upgraded as increased functionality is required from them. As long as their external interface remains unchanged (or backward-compatible), other components need not even know that the agent has been upgraded.
- If agents are implemented as separated processes on a host, each agent can be implemented in the programming language that is best suited for the task that it has to perform.

1.5 Related Work

The idea of doing distributed intrusion detection is not new, nor is the idea of having different functions performed by different modules of the IDS. The GrIDS project at UC Davis [24] employs data source modules running in each host to report information to graph engines that build a graph representation of activity in the network and use it to detect possible intrusions. According to [24], GrIDS provides mechanisms to allow third-party security tools to be used as data sources, but it is not clear if and how data sources can be added, removed or updated.

The NADIR system [11] performs distributed data collection by employing the existing *service nodes* in Los Alamos National Laboratory's Integrated Computer Network (ICN) to collect audit information, which is then analyzed by a central expert system. This work describes an IDS that runs in a real-world system, therefore [11] presents many interesting results and considerations regarding the collection, storage, reduction and processing of data in a large computer network.

A novel approach is presented in [29], in which Cooperative Security Managers (CSM) are employed to perform distributed intrusion detection that does not need a hierarchical organization or a central coordinator. In this model, each CSM performs as a local IDS for the host in which it is running, but can additionally communicate with other CSMs and exchange

information about users moving through the network and detect suspicious activity. The architecture also allows for CSMs to take actions when an intrusion is detected such as starting damage-control activities or stopping the intruder in its actions. Unclear aspects are the mechanisms through which CSMs can be updated or reconfigured, and the intrusion detection mechanisms that are used locally by each CSM.

The idea of employing widely distributed elements to perform intrusion detection, by emulating to some extent the biological immune systems, and by giving the system a sense of "self", has also been explored [8].

A distributed sensor system that performs central processing and that can be organized in a hierarchical fashion is described in [12]. This paper proposes a system that is almost identical to the original design of our system as done in [3]. It appeared several years later in the same conference, but [12] has little in the way of detail, and no citations to related work that would enable us to determine how their work may relate to ours.

The EMERALD project [19] proposes a distributed architecture for intrusion detection that employs entities called *service monitors* which are deployed to hosts and perform monitoring functions similar to the functionality we propose for our agents. They also define several layers of monitors for performing data reduction in a hierarchical fashion. Monitors can be programmed to perform any function. The EMERALD project is work in progress, and we expect it to provide some interesting results.

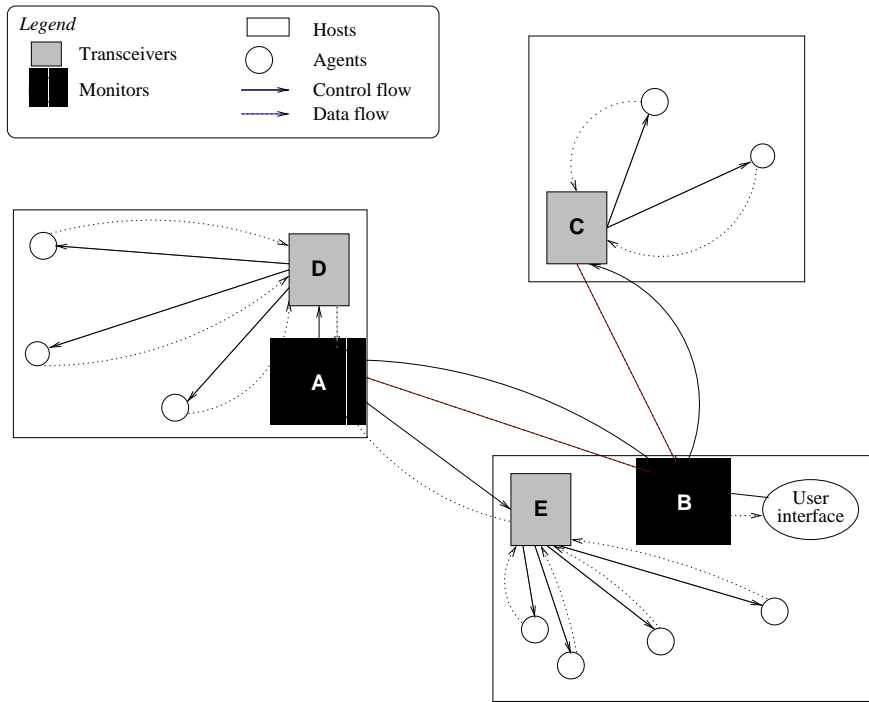
The approach for using Autonomous Agents in ID that was the foundation for our work was proposed in [4, 3]. These papers introduced the idea of lightweight, independent entities operating in concert for detecting anomalous activity, prior to most of the approaches mentioned previously.

2 System architecture

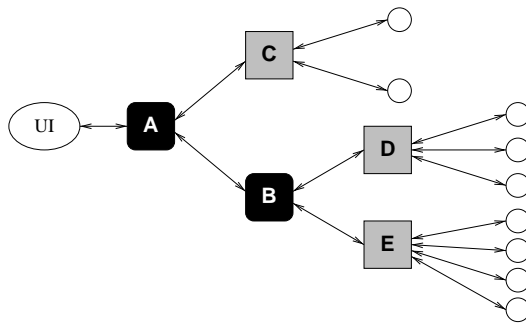
We propose an architecture (which we call AAFID for *Autonomous Agents For Intrusion Detection*) for building IDSs that uses agents as their lowest-level element for data collection and analysis and employs a hierarchical structure to allow for scalability as described in Section 1.4.1.

2.1 Overview

A simple example of an IDS that adheres to the AAFID architecture is shown in Figure 1(a). This figure shows the three essential components of the architecture: agents, transceivers and monitors. We



(a) Physical layout of the components in a sample AAFID system, showing agents, transceivers and monitors, as well as the communication and control channels between them.



(b) Logic organization of the same AAFID system showing the communication hierarchy of the components. The bidirectional arrows represent both the control and data flow between the entities. Notice that the logical organization is independent of the physical location of the entities in the hosts.

Figure 1: Physical and logical representations of a sample IDS that follows the AAFID architecture (called an *AAFID system*).

refer to each one of these components as AAFID entities or simply *entities*, and to the whole IDS constituted by them as an *AAFID system*.

An AAFID system can be distributed over any number of hosts in a network. Each host can contain any number of *agents* that monitor for interesting events occurring in the host. All the agents in a host report their findings to a single *transceiver*. Transceivers are per-host entities that oversee the operation of all the agents running in their host. They exert control over the agents running in that host, and they have the ability to start, to stop and to send configuration commands to agents. They may also perform data reduction on the data received from the agents. Finally, the transceivers report their results to one or more *monitors*. Each monitor oversees the operation of several transceivers. Monitors have access to network-wide data, therefore they are able to perform higher-level correlation and detect intrusions that involve several hosts. Monitors can be organized in a hierarchical fashion such that a monitor may in turn report to a higher-level monitor. Also, a transceiver may report to more than one monitor to provide redundancy and resistance to the failure of one of the monitors. Ultimately, a monitor is responsible for providing information and getting control commands from a user interface. This logical organization, which corresponds to the physical distribution depicted in Figure 1(a), is shown in Figure 1(b).

All the components export an API to communicate with each other and with the user.

In the following section we describe each component in greater detail.

2.2 Components of the architecture

2.2.1 Agents

An agent is an independently-running entity that monitors certain aspects of a host, and reports abnormal or interesting behavior (for some definition of “interesting”) to the appropriate transceiver. For example, an agent could be looking for a large number of **telnet** connections to a protected host, and consider the occurrence of that event as suspicious. The agent would then generate a report that is sent to the appropriate transceiver. The agent does not have the authority to directly generate an alarm. Usually, a transceiver or a monitor will generate an alarm for the user based on information received from one or more agents. By combining the reports from different agents, transceivers build a picture of the status of their host, and monitors build a picture of the status of the network they are monitoring.

Agents do not communicate directly with each

other in the AAFID architecture. Instead, they send all their messages to the transceiver. The transceiver decides what to do with the information based on agent configuration information.

Notice that the architecture does not specify any requirements or limitations for the functionality of an agent. Thus it may be a simple program that monitors a specific system variable or an event (for example, counting the number of **telnet** connections within the last 5 minutes), or a complex software system (for example, an instance of IDIOT [2] looking for a set of local intrusion patterns). As long as the agent produces its output in the appropriate format and sends it to the transceiver, it can be part of the AAFID system.

Internally, agents are also allowed to perform any functions they need. Some possibilities are:

- Agents may evolve over time using genetic programming techniques, as suggested in [3].
- Agents may employ techniques to retain state between sessions, allowing them to detect long-term attacks or changes in behavior. Currently, the architecture does not specify any mechanisms for maintaining persistent state.
- Agents could migrate from host to host by combining the AAFID architecture with some existing mobile-agent architecture.

Agents can be written in any programming language. Some functionalities (e.g., reporting, communication and synchronization mechanisms) are common to all the agents, and can be provided through shared libraries or similar mechanisms. Thus, a framework implementation (such as the one described in [23]) can provide most of the tools and mechanisms necessary to make writing new agents a relatively simple task.

2.2.2 Transceivers

Transceivers are the external communications interface of each host. They have two roles: control and data processing. For a host to be monitored by an AAFID system, there must be a transceiver running on that host.

In its control role, a transceiver performs the following functions:

- Starts and stops agents running in its host. The instructions to start and stop agents can come either from configuration information, from a monitor, or as a response to specific events (for example, a report from one agent may trigger the activation of other agents to perform a more detailed monitoring of the host).

- Keeps track of the agents that are running in its host.
- Responds to commands issued by its monitor by providing the appropriate information or performing the requested actions.

In its data processing role, a transceiver has the following duties:

- Receives reports generated by the agents running in its host.
- Does appropriate processing (analysis or reduction) on the information received from agents.
- Distributes the information received from the agents or the results of processing it either to other agents or to a monitor, as appropriate.

2.2.3 Monitors

Monitors are the highest-level entities in the AAFID architecture. They also have control and data processing roles that are similar to those of the transceivers. The main difference between monitors and transceivers is that a monitor can control entities that are running in several different hosts whereas transceivers only control local agents.

In their data processing role, monitors receive the reduced information from all the transceivers they control, and thus can do higher-level correlations, and detect events that involve several different hosts. Monitors have the capability to detect events that may be unnoticed by the transceivers.

In their control role, monitors can receive instructions from other monitors and they can control transceivers and other monitors. Additionally, monitors have the ability to communicate with a user interface and provide the access point for the whole AAFID system. This high-level control is accessed through a common API that can be used both by other monitors or by other programs (such as user interfaces). This API includes mechanisms for accessing the information that the monitor has, for providing commands to the monitor, or to send commands to lower-level entities such as transceivers and agents.

If two monitors control the same transceiver, mechanisms have to be employed to ensure consistency of information and behavior. The AAFID architecture does not currently specify the mechanisms for achieving this consistency.

2.2.4 User interfaces

The most complex and feature-full IDS can be useless if it does not have good mechanisms to allow users to

interact with and control it. We have not looked in full detail into the user interface problem, although some issues are mentioned in Section 4.4.

The AAFID architecture clearly separates the user interface from the data collection and processing elements. A user interface has to interact with a monitor and it has to use the API that the monitor exports to request information and to provide instructions.

This separation allows different user interface implementations to be used (even concurrently) with an AAFID system. For example, a Graphical User Interface (GUI) could be used to provide interactive access to the IDS, while a command-line based interface could be used in scripts to automate some maintenance and reporting functions.

2.3 Communication mechanisms

The transmission of messages between entities is a central part of the functionality of an AAFID system. If the communication between the entities is somehow disrupted, the system essentially stops working. Although the AAFID architecture does not specify which communication mechanisms are to be used, there is a minimum set of characteristics that we consider desirable. A more detailed discussion of the tradeoffs that have to be made, as well as discussion of implementation alternatives, can be found in Section 4.1.

We consider the following to be some important points about the communication mechanisms used in an AAFID system:

- Appropriate mechanisms should be used for different communication needs. In particular, communication within a host may be established by different means than communication across the network.
- The communication mechanisms should be efficient and reliable in the sense that they should (a) not add significantly to the communications load imposed by regular host activities, and (b) provide reasonable expectations of messages getting to their destination quickly and without alterations.
- The communication mechanisms should be secure in the sense that they should (a) be resistant to attempts (either by an external attacker or by an authorized entity) of rendering it unusable by flooding or overloading, and (b) provide some kind of authentication and confidentiality mechanism.

The topics of secure communications, secure distributed computation and security in autonomous

agents have been already studied [6, 13], and possibly some previous work can be used in AAFID implementations to obtain communication channels that provide the necessary characteristics.

2.4 Other ideas and possible components

In the course of designing our system architecture, we explored some alternate architectural components. We briefly discuss two such components: the Simple Network Management Protocol (SNMP) and the Audit Router. We also discuss the merits and demerits of employing them in our system. These components are not currently part of the AAFID architecture.

2.4.1 The Simple Network Management Protocol (SNMP)

The Simple Network Management Protocol (*SNMP*) [21] is a protocol designed to facilitate the exchange of management information between network devices.

The SNMP model comprises a *Network Management System* (NMS) and *Managed Devices*. An SNMP Agent runs in each managed device, and an SNMP Manager operates in the machines from which the network is going to be monitored.

The SNMP Agent software is typically designed to minimize its impact on the managed device. The NMSs that run the management software bear the load of management and contain applications to present the management information to users (for example, a GUI). The Management Information Base (MIB) is a database that specifies variables that are maintained by the agents, and that the manager can query or set [26]. There are four operations defined: *get* and *getnext* for information retrieval, *set* for information setting, and *trap* for handling of asynchronous events.

The SNMP model can be used to implement the AAFID architecture. The transceivers can be implemented as SNMP agents, while the functionality of the monitor can be achieved by the SNMP NMS. The autonomous agents (not to be confused with the SNMP agents) can be given unique identifiers in a specially designed MIB. These object identifiers can provide access to a set of parameters within the MIB whose values represent the state of the autonomous agent and that can be retrieved or set by the NMS. The transceivers could communicate with the monitor by raising SNMP traps. The autonomous agents communicate with the transceiver by setting their corresponding data values.

Using SNMP to implement the AAFID architecture might be an interesting possibility. However, there are a number of significant issues that would have to be further investigated, including security, fault tolerance and ease of extension and deployment of the implementation.

2.4.2 Audit Router

System audit trails are an essential source of information for an IDS. However, there are problems that arise when many different entities (such as agents in the AAFID architecture) try to access them simultaneously. It may be useful to have a mechanism that helps in distributing the information to the entities that need it. We now describe some possibilities for implementing such a mechanism.

The first and simplest scheme is to pass all the audit records to all the agents, and let them select which records they need. The problem with this scheme is that every agent must process the whole audit trail, which is probably a waste of processing resources.

Another possibility is to embed the agents within a central audit server that passes appropriate records to appropriate agents. A version of this approach has successfully been used in the IDIOT IDS [15, 2]. One problem is that this model only supports the push mechanism of client-server interaction. This means that the server sends events to the agents as they become available. If an agent is not ready to receive events, those events are lost, unless the agent implements synchronization and buffering techniques.

We propose the use of another mechanism that uses a central *audit router*. This router handles most of the work, and provides agents with mechanisms to retrieve only the records they require.

The central audit router maintains a database of agents and the audit classes that they require, and implements support routines such as buffer management (see Figure 2). Agents need to register with the router and give it information regarding the types of audit classes that they require. When doing so they receive a handle in return. The agent can then simply read from the handle whenever it is ready to receive new events. When the agent closes the handle, the router purges information about it in its tables. This technique implements the pull model of computing. The downside is that the audit router becomes more complex because of the need to manage buffers and other associated tasks.

This model could also support the push model by allowing agents to specify a callback function that can be invoked by the audit router when certain types of data are received.

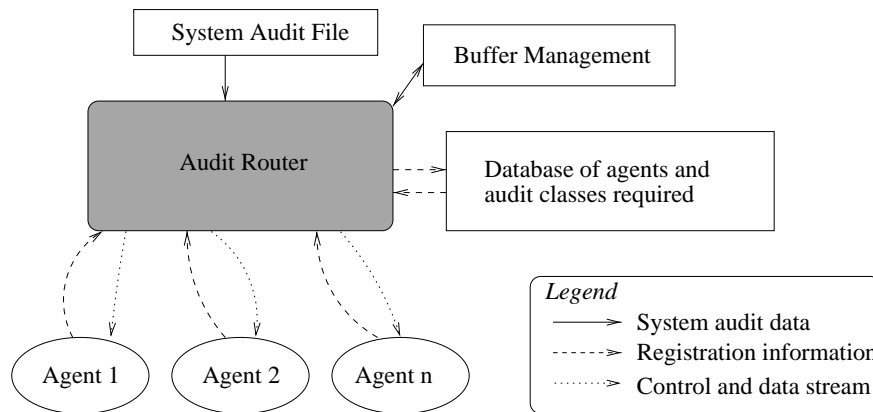


Figure 2: Audit Router Model. The Audit Router acts as an intermediary between the audit files and the agents that require information from them.

One way to implement the audit router model described is to separate the audit stream into different audit class buffers. The audit router maintains, for each agent handle, a list of positions in the appropriate audit class buffers. When an audit record is requested, the router returns the next record in chronological order from the buffers it is maintaining.

2.5 Disadvantages of the AAFID architecture

We have identified several shortcomings in the AAFID architecture that we propose.

- In their control role, monitors are single points of failure. If a monitor stops working, all the transceivers that it controls stop producing useful information. This can be solved through a hierarchical structure where the failure of a monitor would be noticed by higher-level monitors, and measures would be taken to start a new monitor and examine the situation that caused the original one to fail. Another possibility is to establish redundant monitors that look over the same set of transceivers so that if one of them fails, the other can take over without interrupting its operation.
- If duplicated monitors are used to provide redundancy there is the problem of consistency and duplication of information. Mechanisms have to be used to ensure that redundant monitors will keep the same information, will obtain the same results, and will not interfere with the normal operation of the IDS.

- The AAFID architecture currently does not specify access-control mechanisms to allow for different users to have different levels of access to the IDS. This is an issue that will need to be addressed at the monitor, transceiver and agent levels as well as in the user interfaces.
- Detection of intrusions at the monitor level is delayed until all the necessary information gets there from the agents and transceivers. This is a problem common to distributed IDSs.

3 Implementations

We have developed two prototypes based on the AAFID architecture, and we are currently in the process of improving those implementations as well as developing new ones.

3.1 First prototype

The first prototype we built was programmed in a combination of Perl [28], Tcl/Tk [18] and C [14], and was intended as a proof of concept for the architecture. In this implementation, which we call AAFID₁, much of the behavior of the components was hard-coded and it was not extremely configurable. It used UDP as the inter-host communication mechanism and Solaris message queues as the intra-host communication mechanism. About 12 agents were developed for this prototype to detect different types of interesting activity. This prototype allowed us to:

- Show that the AAFID architecture could work for doing distributed detection of anomalous events.

- Gain some experience in writing agents that allowed us to identify important functionality that is needed for all agents.
- Identify some design issues that had to be improved. For example, this first prototype integrates the monitor and the GUI in a single program, which proved to be a limitation because it does not allow to organize monitors in a hierarchical fashion.

3.2 Second prototype

Drawing from the experiences obtained with the first prototype we developed a second one almost from scratch, which we call AAFID₂. This prototype is written exclusively in Perl, which has the advantage of making it easy to port to other architectures at the expense of some performance loss. The main objective of this implementation is to allow for extensive testing of the architecture, therefore emphasis has been made in its ease of use, configurability and extensibility. Some of the major contributions of this new implementation are:

- Increased portability because it is written completely in Perl.
- Implementation of an infrastructure that provides all the base services necessary for developing new entities.
- Definition of an internal API for developing new agents.
- Clear separation of communication mechanism internals and other platform-dependent elements.
- Clear definition of each entity as an object, and of the relationships between the different classes of objects.
- Different execution modes for entities (both as loadable modules and as stand-alone programs) that facilitate developing, testing and debugging new entities.
- Definition of an extensible message format that can be extended to represent different types of information. Furthermore, the handling of message format internals is encapsulated so that it can be modified or updated with minor modifications to other elements of the system.
- Separation of the monitor and the user interface.

This implementation is our current test bed for the architecture and is the one under which we are developing new agents and exploring new communication and data-reduction mechanisms. A much more detailed description of AAFID₂ can be found in [23].

3.3 Low-level implementations

The first two prototypes have helped us in refining the architecture as well as identifying needs and problems that have to be solved. However, not much emphasis has yet been placed in performance issues because the prototypes have been mostly implemented in high-level scripting languages such as Perl, which have large memory and CPU footprints. For this reason, as the architecture design starts to stabilize, we have started to work in porting the architecture to lower system levels. In particular, we are currently working on integrating components of the AAFID architecture into the Unix kernel. We are currently working on incorporating additional auditing and monitoring capabilities into the Linux kernel, and will possibly work also with Solaris, BSD/OS and Windows NT. Further advantages and disadvantages of this low-level approach are described in Section 4.2.

4 Experiences, comments and design issues

Through the experiences obtained with the design and implementations of the AAFID architecture (see Section 3 and [23]), we have identified a number of issues that should be subject of future work.

These issues can be classified in the following broad categories: communication between the components of the IDS, impact of the IDS on the performance of the hosts that are being monitored, data processing and reduction, and user interface design. They are discussed in this section.

4.1 Communication and Scalability

To reduce the overhead imposed by the IDS, the communication mechanisms employed have to be as efficient as possible.

We can classify the communication needs of the IDS in two major groups: intra-host communication (between processes inside a single host) and inter-host communication (between processes running in different hosts).

4.1.1 Intra-host communication

Although the general inter-host communication mechanisms may be used for communication within the same host, we think that intra-host communication should be optimized to make use of the fact that the entities involved are in the same host.

For our IDS architecture, we have identified two main types of intra-host communication that will take place:

- One-to-many communication, as in the case of the transceiver sending a message to several agents.
- Many-to-one communication, as when the agents send information to the transceiver.

Keeping these needs in mind, we have considered several different intra-host communication schemes:

Message queues. This mechanism makes use of the System-V IPC facilities for establishing message queues. Message queues provide a method of doing asynchronous message passing between processes and are an effective method for transferring small amounts of data or messages between processes. When one process sends another a message, the kernel copies the data to a pool of memory that the kernel has allocated to hold the messages. When the receiving process requests to retrieve the message the kernel copies the message into the receiver's address space. Therefore, each message transfer requires two data copy operations, which may result in reduced performance when the messages being passed are large.

The primary shortcoming of message queues is that there is a limited amount of kernel memory that is available to use. For this reason the maximum number of messages (message queues times messages per queue) that can exist at a given time is usually fairly low. For Solaris 2.5 and later the default number is 40. A consequence of this resource limitation is that this method is vulnerable to a denial-of-service attack because any process that is running on the same system could create a message queue, fill it with messages and never read from it. This act would stop the agents from communicating with the transceiver. Additionally, these restrictions place a practical limit on the number of agents that may be running simultaneously in the system.

These problems can be partially solved by using message queues until their limits are reached, and then switching to another (possibly slower)

method of communication. However, we do not think this solves the scalability problem.

An advantage of this approach is that this is fairly straightforward to implement and it also provides a mechanism to prioritize the messages so that agent messages can be processed immediately.

Although this approach was used for the first prototype, it will most likely not be used in future versions of our system, mainly because of the lack of scalability and its vulnerability to attacks.

Shared memory. This scheme provides an efficient means of sharing data between two processes because data is not actually copied between processes. This is because, as the name suggests, multiple processes share the same memory pages. Each process has a mapping to the same physical space and can reference the space through pointers in the code.

Although this method would be a significant improvement over message queues for agents that pass large messages, the advantages and disadvantages are similar. Like the message queue scheme this scheme requires that an adequate block of kernel memory is allocated to hold all of the data that will be shared between processes. For example, in Solaris 2.5 and later, the kernel attempts to prevent the allocation of a significant portion of kernel memory by not allowing more than 25% of the available kernel memory to be allocated. Because of this hard limit, this scheme is also vulnerable to the same flavor of denial-of-service as the message queues although the attack would have to be more sophisticated. Finally, this scheme also introduces a practical limit on the number of agents that can be run simultaneously in a system.

Looking at our communication needs, the shared memory scheme seems to be adequate for one-to-many communication, where the transceiver would write to the shared memory and the agents would have read-only access to it. Given this perspective, a new problem would be how to implement reliable signaling for the transceiver to notify the agents that there is new information that they should receive.

Pipes. In traditional Unix implementations, a pipe is a unidirectional, first-in first-out, unstructured data stream of fixed maximum size [27]. Data is written to the end of the pipe and read from the front of the pipe. The data is removed from

the pipe after it is read. The read and write file descriptors that are returned by the `pipe` system call are inherited by any child processes. This feature allows multiple processes reading and writing to the same pipe.

Another common type of pipe available in System V UNIX and variants is a named pipe or FIFO (first-in, first-out) file. Although they behave very similar to a traditional pipe they differ in the way that they are created and accessed. SVR4 uses a STREAMS mechanism to implement named pipes. One major difference is that a SVR4 pipe is bidirectional.

Either type of pipe could be used for communication between entities running on the same host. One of the disadvantages of either type of pipe is that there is an internal limit on the volume of data that can be put into a pipe if the reading process does not extract it. If this limit is reached, the writing process blocks or fails. Similarly, the reader process will block or fail if it attempts to read from an empty pipe.

Using pipes as a communication device also has several benefits. They are relatively simple to implement and every modern version of UNIX implements both types of pipes. Because pipes are accessed through file handles they have extreme flexibility in how the components of a distributed system can be used and interconnected. This also helps in isolating the components themselves from the specifics of the communication mechanisms used.

Other operating systems (such as Windows NT) also provide support for pipes, although the specific mechanisms for setting up and accessing them are likely to be different and will have to be investigated when porting a program that uses pipes to those systems.

Independently of the communication scheme used, the IDS needs access control in the communication channels. All the mechanisms mentioned have the ability of performing access control by the following means:

- For message queues and shared memory, the process that sets up the queue or the shared memory area establishes the access modes of the structure in a manner similar to Unix file system access modes.
- For regular Unix pipes, the pipe is only accessible to the process that creates it and its children, and it is by definition inaccessible to any other processes.

- For named pipes, the access control is performed by the Unix file permissions because both mechanisms are accessed through entries in the Unix file system.

In conclusion, although some of the schemes show some promise, they still have to be studied carefully before deciding on a particular one. It may be feasible to use more than one different communication scheme depending on the situation. The one-to-many and many-to-one distinctions are clear examples of where this may be possible.

4.1.2 Inter-host communication

The main characteristics that we would like to achieve in a communication scheme for an IDS are performance, reliability and security.

Performance. For the IDS to operate in real time, messages must be delivered as quickly as possible from one part of the system to another, but without overloading the network when many agents are running. Thus, the communication mechanism used has to be able to provide good transmission times, while not incurring much overhead.

Reliability. Whether the messages sent from one host to another arrive correctly, in order and on time may be a major concern in an IDS, or it may not. The question is: can a single missing message from an agent make a drastic difference, such as the one between an intrusion being detected or not? If we can estimate the maximum amount of lost messages, we might also be able to give an acceptable estimate of the degradation in the service. Unfortunately, the meaning of “acceptable” depends on where the system is deployed.

Security. Privacy and authentication are important needs for an IDS because some of the messages generated by the IDS may contain sensitive data about the hosts being monitored, and unauthorized entities should not be able to generate messages that are accepted as legitimate by other elements of the IDS.

Usually, cryptography is the solution to both problems. However, cryptography comes at a cost in performance and in overhead imposed to the systems.

Another security problem is the possibility of denial-of-service attacks in which an attacker makes it impossible or difficult for messages to get delivered. It is important to note that even

if the intruder is not able to completely disrupt the communication, simply delaying it may give a window of opportunity in which damage can be done.

Some of the questions that may help in deciding the best approaches to follow in terms of security are:

- Is privacy necessary? Although we mentioned that many messages will contain sensitive information, it may not be the case if the components and semantics of the communication are carefully designed.
- Is authentication necessary? This looks, at first glance, like a more definite “yes,” because we do not want anybody to be able to generate fake messages and send them to the monitors.
- How to implement them? If some form of cryptography is deemed necessary, there are many ways to do it. From the selection of algorithms to the implementation decisions, they can all affect the end result. For example, if encryption is only performed between transceivers and monitors, and agents only report to local transceivers, then the encryption could be done in “batches” by periodically sending many messages in one lot, instead of individually encrypting and sending each message. This method may produce an improvement on performance, but presents the problem that some messages may be tagged as urgent and thus cannot wait. All these details have to be resolved in a working implementation.

Another possibility is to do *selective encryption*. If only some messages are sensitive, some performance may be gained by having a mechanism for specifying which messages should be encrypted and which not. This, of course, presents technical problems. For example, all the entities involved in the communication would have to be able to detect what kind of transmission is being performed, and act accordingly. A more difficult issue is the selection of what has to be encrypted and what not.

The issues mentioned raise a number of questions on whose answers depend the specific approach that should be followed. Currently, we see two possible solutions:

- Use an existing protocol (such as UDP or TCP) in a way that takes into account its weaknesses

to provide the functionality we need. This has the advantages that the base protocol already exists, we already know how to use it, and it is well supported. The disadvantages are its unreliability (in the case of UDP), the overhead for reliability (in the case of TCP), and the lack of features such as encryption.

- Design a new protocol with the needs of the IDS in mind. Such a protocol may provide reliable transmission, low overhead, and security mechanisms.

The advantages of going this way would be that the protocol can be tailored and fine-tuned to our specific needs, making it as specialized as necessary. The big drawback is that protocol design is not a trivial task, and there are a lot of issues from proving its correctness to implementing, fully testing and deploying it that make it a difficult and time-consuming job..

One of the most difficult aspects of designing a communication protocol for ID is determining an appropriate level of compromise between the different factors (efficiency, security, etc.) such that the protocol is useful with respect to all of them. We see this as a field for extensive future research.

After expressing our concerns regarding inter-host communication, particularly those related to performance and scalability, we come to a more fundamental question: do we really need to worry? In particular, will we ever get to a point when we have thousands of hosts communicating? It can be argued that if an appropriate hierarchical organization is used that may never happen. For example, if the system is structured such that only one subnetwork reports to a single monitor and those monitors in turn report to higher level monitors, the problem may not be as relevant as the previous discussion suggested. In this case, secure and reliable communication would be the priority.

Finally, the level of efficiency required from the communications protocol depends on the level of data reduction that can be achieved. If the data-reduction schemes are such that the amount of information that is actually sent through the network is limited, then efficiency may become a secondary concern.

4.2 Impact on host performance

In the first implementations of the AAFID architecture, all the entities are implemented as separate processes. However, much of the data that are being collected and analyzed are generated in the kernel (for

example, user login information, process accounting and network connection establishment). This means that every time a system action has to be logged or analyzed, the information has to be transferred from kernel space to user space, causing a context switch, and increasing the load imposed on the system by the IDS.

As the number of agents running on a host increases, the load overhead caused by them may start to impact normal use of the host. This is particularly true if some parts of the IDS are written in scripting languages such as Perl or Tcl/Tk, which are usually large consumers of resources.

One approach to reduce the overhead caused by the IDS is to write all the components in a compiled language, such as C. This would probably reduce the memory and CPU usage, but would not solve the context-switching problem, or the overhead derived from having many separate processes running.

A further step would be to use a language that supports multithreading, and implement each agent as a separate thread instead of a separate process. This may further reduce the per-agent overhead, but still would not address the context-switching problem.

The lowest level that we could achieve would be to integrate some of the components in the Unix kernel. For example, an agent that monitors network connections could read the relevant data structures directly, instead of having to execute the `netstat` command repeatedly. The same is true for other aspects such as process accounting, file accesses, etc.

Integrating the agents in the kernel would reduce all the problems mentioned:

- A context switch is prevented, because the agent would be running within the kernel itself.
- The information is registered and processed at the place (or very close to) where it is produced, thus reducing the possibility of it being modified by an attacker before it gets to the agent.
- It becomes harder for an intruder to tamper with the agents, because now the kernel itself would have to be modified.

The transceivers could also be built into the kernel. This way, the data would never have to be transferred outside the kernel until the transceiver decides to send them to a monitor for further processing, or for making a notification.

The approach just described also has the following disadvantages:

- Building entities as kernel components essentially destroys the portability of the agents, because they must be designed and implemented

with a specific operating system in mind. No two versions of Unix handle kernel internals in exactly the same way. The problem is even worse if we think about porting the IDS to non-Unix operating systems.

- An entity that misbehaves (either intentionally or by programming or configuration mistake) can do much more damage if it is running in the kernel because it has full access to the system.
- Entities in the kernel can have a large impact in the host behavior by slowing down fundamental operations (e.g. accesses to disk, memory and kernel data structures) or by disrupting timing in critical low-level operations (such as disk accesses). Thus, entities that are incorporated into the kernel have to be carefully designed, implemented and debugged.
- The most crucial issue is that the resources that are available for entities in the kernel are very limited and may be insufficient for performing useful actions. For example, an agent that monitors IP packets may need a large amount of memory to be able to keep enough state information to monitor all of the events necessary to detect a SYN-flood attack. Preliminary work indicates that it is probably not possible to develop distinct independent kernel agents that will perform any complex tasks unless they are tightly coupled into the kernel code itself. This effect is especially visible if the agents are monitoring network communications.

Even though the results achieved to date seem to indicate that kernel agents are not feasible there will continue to be some exploration in this area because of the potential payoff (see Section 3).

4.3 Data processing and reduction

To make the agents as lightweight as possible, they should be little more than a forwarding element that sends data to the transceiver, which in turn merges the data coming from all the agents and forwards them to the appropriate monitor where everything is processed and the appropriate actions are taken. This is the approach used in the first prototype. However, this technique can create a high amount of network traffic, which limits the scalability of the system.

The counterpart is to move computation load from the monitor to the transceivers and agents, so that the entities local to the host do initial processing and reduction on the data and report to the monitor

only those pieces of information that are relevant. This can be taken to the extreme of making each transceiver a local ID system on its own which communicates to the monitors as part of a larger global ID system.

Unfortunately, this has an impact on the hosts being monitored because local computation will take away computing cycles from the real applications of the hosts.

A related problem is to decide where the state of the IDS is kept. In the centralized approach, all state is kept in the central monitor. Therefore, if that host is taken down or somehow compromised or destroyed, the state of all the hosts that depend on that monitor may be lost. On the other hand, if each host has its own processing engine, the state information is distributed in different hosts, making its complete loss much more difficult. The disadvantage is that building a consistent picture of the state of the whole IDS becomes more difficult.

We think that the best approach is to try to find a balance between the two extremes. More detailed performance studies may help in making a decision about how the computational load can be distributed between the agents, transceivers, and monitors to maximize the throughput and scalability of the system without imposing an excessive load on the hosts and the network.

4.4 User interface

Any IDS can be rendered useless if it does not have good mechanisms to allow users to control and monitor it. In our case, the user interface has to deal with a common problem: how to interface a high-speed, distributed, continuous-running computer system with the human user, which cannot quickly analyze large volumes of data and cannot be on-guard 24 hours a day, but still has to have control of everything.

Traditional approaches where a window displays a list of hosts that are being monitored and the user can view any one of them in more detail provide only a rudimentary form of control over what is happening in the elements of the distributed IDS, and do not scale well.

Underlying this problem there is a much deeper issue: how to make it possible for a human to monitor and control a system that may be difficult to control partly because it was designed to a certain extent to act on its own and take its own decisions as it goes along. It is a problem that involves issues ranging from data formats and storage to GUI design, including communication, security and consistency.

We think that some of the fundamental issues are:

1. What data do the IDS entities need to provide to give the user a clear picture of the system.
2. How to efficiently, reliably and consistently get the information to the user.
3. How to present the information in a useful way. The interface has to be able to provide the user with multiple levels of detail (from a high-level overview down to the parameters of an agent) in a manner that is as easy to use as possible.
4. How to allow the user to provide feedback and to control the entities in the system. Ideally, this has to be done in a way that is efficient (fast), reliable (resistant to failures), secure (resistant to attempts at unauthorized access), auditable (able to monitor who does what) and manageable (understandable to the user).
5. How to make the interface responsive. The user will want to be able to immediately see the effects of any changes made and to be told immediately when something of interest happens.
6. How to keep enough state to provide meaningful historical information to the user, such as reports, activity traces for a certain period of time, etc.

The issue of user interface is one that we have not studied in detail yet, and it is likely to be considered for future work.

5 Future work

In this section we identify some guidelines for present and future work. We describe some near-term and long-term issues that we have identified as relevant.

5.1 Current and near-term work

Work is currently underway in the COAST Laboratory in the following specific areas:

Developing agents. We are currently in the process of developing a large number of agents covering a wide range of monitoring activities. This will allow us to discover limitations and illuminate design decisions in the internal interfaces and in the services provided by the prototypes for writing agents.

Low-level implementations: Even though the preliminary work that was mentioned in Section 4.2 has been negative we feel that the potential benefits that can be derived from kernel-based components merits further study. One

promising area to explore is the development of agents that monitor patterns of system calls to identify anomalous behavior. It has been shown [7] that is possible to detect several common intrusions by performing short-range correlations of a process's system calls.

High-level implementations: The latest high-level prototype mentioned in Section 3 is currently in continuous development and improvement. We expect that experimentation with this prototype will help us in identifying strong and weak areas of our design. Additionally, the lessons we learn with high-level implementations may be later applied to lower-level, higher-performance ones.

Communication mechanisms. We intend to further explore intra- and inter-host communication mechanisms both inside and outside the Unix kernel. Communication interfaces also have to be defined to allow further modification to the communication mechanisms without having to change the programs that make use of them. Furthermore, security considerations have to be incorporated into these mechanisms before the system can be deployed in production settings.

Developing tools. A simple Graphical User Interface (GUI) has been developed for the existing high-level prototype. The existing version of the GUI only provides simple access and control functions, but it is a first step in trying to identify user-interface issues that may later be further explored.

Also in development are tools for making it easier to develop agents. These tools provide semi-automatic code generation to help in developing and debugging new agents.

Deployment and testing. The best way to test our architecture is by having people use it. We have plans to release our latest prototype to selected testers at first and to the general public later, to allow them to experiment with the architecture, try the system, and provide feedback that allows us to improve it.

Developing transceivers and monitors. We would like to experiment with different approaches to data reduction and reporting, incorporating different functionalities in each of these components, in a search for an adequate balance between local and central processing. In their current implementation, the transceivers send all the information they receive to the monitors, and

the monitors store the information for later processing.

5.2 Medium-term work

There are some issues that we have expect to address once the immediate concerns are satisfied.

Semantics of the communication. So far, we have focused mostly on the technical and architectural aspects of the design. However, it is the semantic aspects of the communication (the contents of the messages) that actually enable the detection of intrusions. It will probably be the object of investigation once the basic architecture is settled.

Data reduction. Different approaches may be taken to control data reduction at the agents, the transceivers and the monitors. One particular scheme we have thought of is having each agent "carry" with itself the necessary data-reduction code, to be incorporated into the transceivers and monitors when the agent is deployed. However, this approach neglects the fact that events from several different agents may need to be combined and processed. This issue has to be further investigated.

Porting to other platforms. We intend to port our high-level prototypes to other operating systems such as Windows NT. Additionally, the development of kernel components will probably take place in several operating systems, including Solaris, Linux and BSD/OS.

Encryption. We plan to carefully evaluate the use of encryption for confidentiality and authentication purposes. The mechanisms that are deemed necessary will have to be implemented in a way that reduces their impact on the performance of the IDS.

Extensions to the architecture. As we test the AAFID architecture by using our existing prototypes, we will discover aspects of it that could be changed or extended to provide better or additional functionality. For example, a possible extension of the architecture is to allow the monitors to automatically respond to certain events, using rule sets, in the absence of a human controller. These aspects will have to be dealt with as they are encountered.

5.3 Long-term future issues

Finally there are some things that we think are important, and that should be addressed at some point in the future, but that are not currently in our plans.

Global administration and configuration. As the IDS grows and the capability to monitor more hosts increases, configuring and controlling everything by hand becomes impractical. Mechanisms for remotely configuring and administering the entities will be necessary. This includes:

- **Monitor administration:** Monitors exert control over other entities, but they also have to be controlled in some way. How to deploy and control the monitors, how to deploy detection code, whether and how to react to events detected, and who the monitors should report to, are issues that may be addressed by future work.
- **Agent and host configuration:** Agents may need to be added or removed dynamically from hosts. For example, if an unusual condition is detected in a host, we may want to add extra agents to monitor in a more detailed fashion. This could be done either manually or automatically. The mechanisms for this could be the topic for some interesting future work.

Load balancing and failure control. When an IDS is monitoring networks with hundreds or thousands of hosts, running tens or hundreds of agents each, the issues of load balancing and failure control become important. For example, having a single monitor controlling a large number of hosts may be counterproductive, both in terms of performance and security. Some of the problems that have to be solved in this respect are:

- How to do load balancing.
- How to keep a consistent global state. If there are multiple monitors, how to ensure that they all have the capability of detecting an intrusion, based on the current global state.
- How to communicate among high-level entities. In order to keep global state, some sort of communication will have to occur among monitors, and maybe even among transceivers.

Optimum and maximum size analysis. It is important to know the limits of the AAFID architecture. Thus, it would be interesting to perform analysis to determine what is the maximum size (in terms of hosts, agents per host, and monitors) that can be efficiently supported, for some definition of efficiency. Knowing the optimum size, at which the IDS performs best, would also be interesting for future development.

Reliability. How to reliably keep the state of the IDS between sessions or across crashes and reboots is an important feature for a real-world IDS. Having good reliability mechanisms ensures that the IDS will be alert most of the time and as a result provide better protection.

6 Conclusions

We propose an architecture for Intrusion Detection Systems called AAFID, which is based on independent entities called Autonomous Agents for performing distributed data collection and analysis. Centralized analysis is done on a per-host and per-network basis by higher-level entities called Transceivers and Monitors. The architecture allows for computation to be performed (and thus, for Intrusion Detection to happen) at the point where enough information is available. This can be at the agent, transceiver or monitor level.

We have demonstrated the feasibility of this architecture by the implementation of working prototypes. The first such prototype is described in this paper, while the second is described in detail in [23]

The AAFID architecture allows data to be collected from multiple sources, thus allowing us to combine the best characteristics of traditional host-based and network-based IDSs. It apparently also allows us to build IDSs that are more resistant to insertion and evasion attacks [20] than existing architectures, although no tests have been performed to support this claim.

Furthermore, the modular characteristics of the architecture allow it to be easily extended, configured and modified, either by adding new components, or by replacing components when they need to be updated. For example, it should be possible to modify the system to produce messages in CIDF format [25].

The AAFID architecture faces many of the problems that have been traditionally in the realm of distributed systems research, such as scalability, performance and security. Tradeoffs between efficiency, resource consumption and security have to be made,

and although we may be able to use results from previous research to implement the mechanisms that AAFID needs, finding the appropriate balance in the ID context between the different factors is still an open area for research.

User interface is a big issue for future work. Most of the work that has been done in Intrusion Detection over the last few years focuses on how to perform the detections, but very little has been done in the way of presenting the information to the user, as well as how to allow the user to specify policies such that the IDS can understand and therefore enforce them.

References

- [1] Jeffrey M. Bradshaw. An introduction to software agents. In Jeffrey M. Bradshaw, editor, *Software Agents*, chapter 1, pages 3–46. AAAI Press/The MIT Press, 1997.
- [2] Mark Crosbie, Bryn Dole, Todd Ellis, Ivan Krul, and Eugene Spafford. IDIOT—users guide. CSD-TR 96-050, COAST Laboratory, Purdue University, 1398 Computer Science Building, West Lafayette, IN 47907-1398, September 1996.
- [3] Mark Crosbie and Eugene Spafford. Defending a computer system using autonomous agents. In *Proceedings of the 18th National Information Systems Security Conference*, pages –, Oct 1995.
- [4] Mark Crosbie and Gene Spafford. Active defense of a computer system using autonomous agents. Technical Report 95-008, COAST Group, Department of Computer Sciences, Purdue University, West Lafayette, IN 47907-1398, Feb 1995.
- [5] Dorothy E. Denning. An Intrusion-Detection Model. *IEEE Transactions on Software Engineering*, 13(2):222–232, February 1987.
- [6] William M. Farmer, Joshua D. Guttman, and Vipin Swarup. Security for mobile agents: Issues and requirements. In *Proceedings of the 19th National Information Systems Security Conference*, volume 2, pages 591–597. National Institute of Standards and Technology, October 1996.
- [7] Stephanie Forrest, Steven Hofmeyr, Anil Somayaji, and Thomas Longstaff. A sense of self for Unix processes. In *Proceedings of the 1996 IEEE Symposium on Security and Privacy*. IEEE Computer Press, 1996.
- [8] Stephanie Forrest, Steven A. Hofmeyr, and Anil Somayaji. Computer Immunology. *Communications of the ACM*, 40(10):88–96, October 1997.
- [9] R. Heady, G. Luger, A. Maccabe, and M. Servilla. The Architecture of a Network Level Intrusion Detection System. Technical report, University of New Mexico, Department of Computer Science, August 1990.
- [10] L. Heberlein, G. Dias, K. Levitt, B. Mukherjee, J. Wood, and D. Wolber. A Network Security Monitor. In *Proceedings of the IEEE Symposium on Research in Security and Privacy*, May 1990.
- [11] Judith Hochberg, Kathleen Jackson, Cathy Stallings, J. F. McClary, David DuBois, and Josephine Ford. NADIR: An automated system for detecting network intrusion and misuse. *Computers and Security*, 12(3):235–248, May 1993.
- [12] William Huntman. Automated information system — (ais) alarm system. In *Proceedings of the 20th National Information Systems Security Conference*. National Institute of Standards and Technology, October 1997.
- [13] IEEE Journal on Selected Areas in Communications, May 1989. Special issue on Secure Communications.
- [14] Brian W. Kernighan and Dennis M. Ritchie. *The C Programming Language*. Prentice-Hall, Englewood Cliffs, NJ 07632, USA, second edition, 1988.
- [15] Sandeep Kumar. *Classification and Detection of Computer Intrusions*. PhD thesis, Purdue University, West Lafayette, IN 47907, 1995.
- [16] Merriam-Webster. “intrusion”. Merriam-Webster OnLine: WWWebster Dictionary. <http://www.m-w.com/dictionary>, 1998. Accessed on May 16, 1998.
- [17] Biswanath Mukherjee, Todd L. Heberlein, and Karl N. Levitt. Network intrusion detection. *IEEE Network*, 8(3):26–41, May/June 1994.
- [18] John K. Ousterhout. *Tcl and the Tk Toolkit*. Addison-Wesley, Reading, MA, USA, 1994.
- [19] Phillip A. Porras and Peter G. Neumann. EMERALD: Event monitoring enabling responses to anomalous live disturbances. In *Proceedings of the 20th National Information Systems Security Conference*, pages 353–365. National Institute of Standards and Technology, 1997.

- [20] Thomas H. Ptacek and Timothy N. Newsham. Insertion, evasion, and denial of service: Eluding network intrusion detection. Technical report, Secure Networks, Inc., January 1998.
- [21] Marshall Rose. *The Simple Book: an introduction to management of TCP/IP based internets*. Prentice Hall, NJ, 1993.
- [22] S. R. Snapp, J. Brentano, G. V. Dias, T. L. Goan, L. T. Heberlein, C. Ho, K. N. Levitt, B. Mukherjee, S. E. Smaha, T. Grance, D. M. Teal, and D. Mansur. DIDS (Distributed Intrusion Detection System) - Motivation, Architecture, and an early Prototype. In *Proceedings of the 14th National Computer Security Conference*, pages 167–176, October 1991.
- [23] Eugene Spafford and Diego Zamboni. A framework and prototype for a distributed intrusion detection system. Technical Report 98-06, COAST Laboratory, Purdue University, West Lafayette, IN 47907-1398, May 1998.
- [24] S. Staniford-Chen, S. Cheung, R. Crawford, M. Dilger, J. Frank, J. Hoagland, K. Levitt, C. Wee, R. Yip, and D. Zerkle. GrIDS: A graph based intrusion detection system for large networks. In *Proceedings of the 19th National Information Systems Security Conference*, volume 1, pages 361–370. National Institute of Standards and Technology, October 1996.
- [25] Stuart Staniford-Chen et al. Common intrusion detection framework. WWW page at <http://seclab.cs.ucdavis.edu/cidf/>.
- [26] W. Richard Stevens. *TCP/IP Illustrated*, volume Volume 1—The Protocols of *Professional Computing Series*. Addison-Wesley, 1994.
- [27] Uresh Vahalia. *UNIX Internals: The New Frontiers*. Prentice-Hall, Englewood Cliffs, NJ 07632, USA, 1996.
- [28] Larry Wall, Tom Christiansen, and Randal L. Schwartz. *Programming Perl*. O'Reilly & Associates, Inc., second edition edition, September 1996.
- [29] Gregory B. White, Eric A. Fisch, and Udo W. Pooch. Cooperating security managers: A peer-based intrusion detection system. *IEEE Network*, pages 20–23, January/February 1996.